







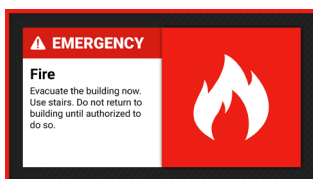
Alert Types

This winter, Netpresenter introduces Alert Types. These presets give you the ability to quickly trigger alerts including certain predefined conditions, such as a color, icon and level. This makes sending out alerts in the Alert Server easier and faster than ever before.

Default Alert Types			
COLOR	ICON	TYPE	LEVEL
●		EMERGENCY	HIGH
●		WARNING	HIGH
●		CAUTION	MID
●		SAFE	MID
●		NOTICE	LOW
●		TEST	LOW



Alert Level Examples




High Level
Fullscreen




Mid Level
50% Screen size




Low Level
25% Screen size

 Alert Server

New Alert

 1. SCENARIO

 2. ALERT TYPE

■ Emergency

■ Warning

■ Caution

■ Safe

■ Notice

■ Test

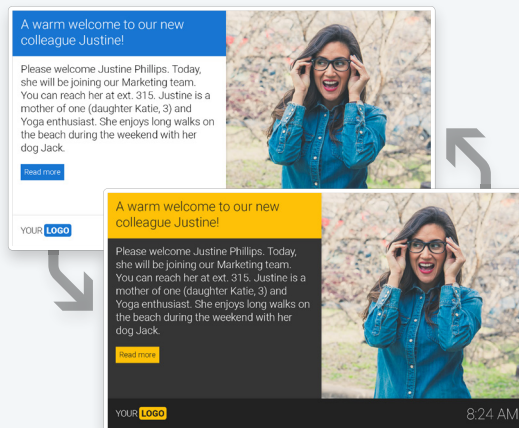
Use your own colors

The six default Alert Types are based on the ANSI Safety Color Codes. You can create your own alert types and customize the color, icon, name and level to suit your needs.

Netpresenter now also supports:

Color Theme per site

We've worked hard all summer to perfect the Color Themes. They can now also be applied to each individual site.



Logo per site

Do you want to include various logos in your Netpresenter presentation? It's now possible to set a different logo per site.

Live Alert Preview

Instantly view your Alert in real-time before sending it out

Enhanced API

API now also supports Alert Types and Colors

New Alert Sounds

Additional Alert sounds are added to the Alert Server, such as Slow-whoop, Sweep-up and Sweep-down

Trigger Alerts via App

Have an Alert button at your fingertips at all times. Alert people by triggering alerts directly from your mobile device

Acknowledgement Button

Adding an acknowledgement button to your alert enables you to keep track of who has seen and acknowledged the alert

Alert Scenarios

React instantly after an emergency occurs by selecting the proper scenario from a list of premade scenarios or a custom alert

Categories

Create your own categories (e.g. HR, birthdays, events) to conveniently organize and sort messages in the Message Server overview

Alert History

Previous alerts can be reused and reactivated from the Alert History

AD Attributes targeting

Possibility to target content to users based on Active Directory user attributes, such as job title, department and office.

Office 365 targeting

Use existing Office 365 groups to target content to specific users

Logging

User actions (e.g. switching on / off, publishing or deleting messages) are logged in the admin-section

See it in action!

Contact us for a free demo to see all these new features in action

New software versions

- Message Server 14.2
- Alert Server 14.2
- PC & TV Player 9.2
- Media Server 3.7
- News & Alert App 3.5